




 :LNC-250-1kw


 :MSC-814-1.5kw


 :LNC2-400-2kw

 :ERC2-ZN1525-750w
zoom 15° ~25°

 :ERC2-ZM2035-750w
zoom 20° ~35°

 :RJ-614SX-1kw
zoom 15° ~38°

 :MSC-608-500w (客電用)

 :回路番号